

STAAR 2025-2026 • Blueprint Breakdown, English & Spanish

Grade 3 RLA



Passage genres on all STAAR RLA assessments:

Literary: Fiction, Poetry, Drama, Literary Nonfiction | Non-literary: Informational, Correspondence, Argumentative, Persuasive

100% of the non-literary passages for these genres will cover topics from subject area TEKS up to and including grade 3. The majority of topics for these cross-curricular passages will come from social studies and science. The rest will come from fine arts, health, physical education, technology applications, and mathematics (personal financial literacy only).

STAAR Grade 3 RLA Blueprint:

Reporting Category	Standard #s		# of Questions	# of Points
	Readiness	Supporting		
1. Reading	12	19	24-26	26-28
2. Writing	13	12	15-17	24-26
3. Understanding/Analysis of Informational Texts	—	—	—	—
Total # of Standards on Test:	25	31		
Total % of Standards on Test:	45%	55%		

Questions per Number of Possible Points:

Question Type	# of Questions	% of Questions	# of Points	% of Points
1-Point Questions (multiple choice and non-multiple choice)	38	92.7%	38	73.1%
2-Point Questions (non-multiple choice)	2	4.8%	4	7.7%
Extended Constructed Response (ECR)	1	2.5%	10	19.2%
Total:	41	100%	52	100%

Questions per Type of Passage and Total Reading Load:

	Base Test		Embedded Field Test Items
	Reading	Writing	Only One of the Following:
Passages	2 Single 1 Paired	2 Revising 2 Editing 1 ECR	1 Reading 1 Paired Reading 1 Revising 2 Short Editing
Total # of Questions (multiple choice and non-multiple choice)	24-26	15-17	6
Reading Load	Approx. 2,740 words max		Approx. 650 words max

2025 STAAR SE Analysis — Lowest Five Performance Snapshot for Region 13:

SE #	Student Expectation (SE)	Tested	Weight	% Correct
3.7B	Write a response to a literary or informational text that demonstrates an understanding of a text; (R)	1	2%	23%
3.9Ei	Recognize characteristics and structures of argumentative text by: identifying the claim; (R)	1	2%	23%
3.10A	Explain the author's purpose and message within a text; (R)	1	2%	41%
3.10D	Describe how the author's use of imagery, literal and figurative language such as simile, and sound devices such as onomatopoeia achieves specific purposes; (S)	1	2%	44%
3.8C	Analyze plot elements, including the sequence of events, the conflict, and the resolution; and (R)	1	2%	47%

Data Source: ESC Region 13, All Students, English STAAR

RLA ECR Score Distribution (%)

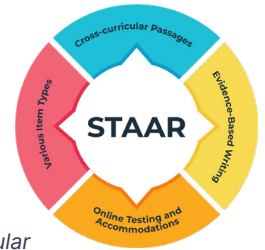
Score	0	1	2	3	4	5	6	7	8	9	10
%	49.14%	6.35%	7.76%	6.11%	7.53%	5.14%	5.59%	4.53%	5.32%	2.38%	0.15%

esc13.net/student-assessments/staar



STAAR 2025-2026 • Blueprint Breakdown, English & Spanish

Grade 4 RLA



Passage genres on all STAAR RLA assessments:

Literary: Fiction, Poetry, Drama, Literary Nonfiction | Non-literary: Informational, Correspondence, Argumentative, Persuasive

100% of the non-literary passages for these genres will cover topics from subject area TEKS up to and including grade 3. The majority of topics for these cross-curricular passages will come from social studies and science. The rest will come from fine arts, health, physical education, technology applications, and mathematics (personal financial literacy only).

STAAR Grade 4 RLA Blueprint:

Reporting Category	Standard #s		# of Questions	# of Points
	Readiness	Supporting		
1. Reading	13	18	24-26	26-28
2. Writing	12	12	15-17	24-26
3. Understanding/Analysis of Informational Texts	—	—	—	—
Total # of Standards on Test:	25	30		
Total % of Standards on Test:	45%	55%		

Questions per Number of Possible Points:

Question Type	# of Questions	% of Questions	# of Points	% of Points
1-Point Questions (multiple choice and non-multiple choice)	38	92.7%	38	73.1%
2-Point Questions (non-multiple choice)	2	4.9%	4	7.7%
Extended Constructed Response (ECR)	1	2.4%	10	19.2%
Total:	41	100%	52	100%

Questions per Type of Passage and Total Reading Load:

	Base Test		Embedded Field Test Items
	Reading	Writing	Only One of the Following:
Passages	2 Single 1 Paired	2 Revising 2 Editing 1 ECR	1 Reading 1 Paired Reading 1 Revising 2 Short Editing
Total # of Questions (multiple choice and non-multiple choice)	24-26	15-17	6
Reading Load	Approx. 3,040 words max		Approx. 750 words max

2025 STAAR SE Analysis — Lowest Five Performance Snapshot for Region 13:

SE #	Student Expectation (SE)	Tested	Weight	% Correct
4.12C	Compose argumentative texts, including opinion essays, using genre characteristics and craft; and (R)	1	2%	37%
4.8C	Analyze plot elements, including the rising action, climax, falling action, and resolution; and (R)	1	2%	39%
4.6E	Make connections to personal experiences, ideas in other texts, and society; (R)	3	7%	43%
4.9Di	Recognize characteristics and structures of informational text, including: the central idea with supporting evidence; (R)	1	2%	43%
4.8A	Infer basic themes supported by text evidence; (S)	1	2%	48%

Data Source: ESC Region 13, All Students, English STAAR

RLA ECR Score Distribution (%)

Score	0	1	2	3	4	5	6	7	8	9	10
%	36.7%	4.74%	6.25%	5.04%	9.8%	7.03%	7.54%	7.07%	8.62%	4.75%	2.47%

esc13.net/student-assessments/staar



STAAR 2025-2026 • Blueprint Breakdown, English & Spanish

Grade 5 RLA



Passage genres on all STAAR RLA assessments:

Literary: Fiction, Poetry, Drama, Literary Nonfiction | **Non-literary:** Informational, Correspondence, Argumentative, Persuasive

100% of the non-literary passages for these genres will cover topics from subject area TEKS up to and including grade 3. The majority of topics for these cross-curricular passages will come from social studies and science. The rest will come from fine arts, health, physical education, technology applications, and mathematics (personal financial literacy only).

STAAR Grade 5 RLA Blueprint:

Reporting Category	Standard #s		# of Questions	# of Points
	Readiness	Supporting		
1. Reading	13	18	24-26	26-28
2. Writing	12	12	15-17	24-26
3. Understanding/Analysis of Informational Texts	—	—	—	—
Total # of Standards on Test:	25	30		
Total % of Standards on Test:	45%	55%		

Questions per Number of Possible Points:

Question Type	# of Questions	% of Questions	# of Points	% of Points
1-Point Questions (multiple choice and non-multiple choice)	38	92.7%	38	73.1%
2-Point Questions (non-multiple choice)	2	4.9%	4	7.7%
Extended Constructed Response (ECR)	1	2.4%	10	19.2%
Total:	41	100%	52	100%

Questions per Type of Passage and Total Reading Load:

	Base Test		Embedded Field Test Items
	Reading	Writing	Only One of the Following:
Passages	2 Single 1 Paired	2 Revising 2 Editing 1 ECR	1 Reading 1 Paired Reading 1 Revising 2 Short Editing
Total # of Questions (multiple choice and non-multiple choice)	24-26	15-17	6
Reading Load	Approx. 3,190 words max		Approx. 750 words max

2025 STAAR SE Analysis — Lowest Five Performance Snapshot for Region 13:

SE #	Student Expectation (SE)	Tested	Weight	% Correct
5.12B	Compose informational texts, including brief compositions that convey information about a topic, using a clear central idea and genre characteristics and craft; (R)	1	2%	35%
5.8D	Analyze the influence of the setting, including historical and cultural settings, on the plot (S)	1	2%	36%
5.8A	Infer multiple themes within a text using text evidence; (S)	1	2%	46%
5.6E	Make connections to personal experiences, ideas in other texts, and society; (R)	3	7%	58%
5.8C	Analyze plot elements, including rising action, climax, falling action, and resolution; and (R)	2	5%	58%

Data Source: ESC Region 13, All Students, English STAAR

RLA ECR Score Distribution (%)

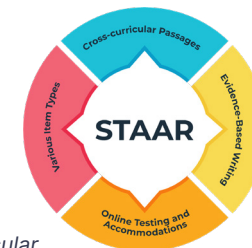
Score	0	1	2	3	4	5	6	7	8	9	10
%	35.41%	4.55%	6.81%	5.95%	12.14%	7.99%	7.32%	8.68%	6.46%	3.52%	1.16%

esc13.net/student-assessments/staar



STAAR 2025-2026 • Blueprint Breakdown, English & Spanish

Grade 6 RLA



Passage genres on all STAAR RLA assessments:

Literary: Fiction, Poetry, Drama, Literary Nonfiction | Non-literary: Informational, Correspondence, Argumentative, Persuasive

100% of the non-literary passages for these genres will cover topics from subject area TEKS up to and including grade 3. The majority of topics for these cross-curricular passages will come from social studies and science. The rest will come from fine arts, health, physical education, technology applications, and mathematics (personal financial literacy only).

STAAR Grade 6 RLA Blueprint:

Reporting Category	Standard #s		# of Questions	# of Points
	Readiness	Supporting		
1. Reading	13	17	26-28	28-30
2. Writing	9	8	17-19	26-28
3. Understanding/Analysis of Informational Texts	—	—	—	—
Total # of Standards on Test:	22	25		
Total % of Standards on Test:	47%	53%		

Questions per Number of Possible Points:

Question Type	# of Questions	% of Questions	# of Points	% of Points
1-Point Questions (multiple choice and non-multiple choice)	42	93.3%	42	75%
2-Point Questions (non-multiple choice)	2	4.5%	4	7.1%
Extended Constructed Response (ECR)	1	2.2%	10	17.9%
Total:	45	100%	56	100%

Questions per Type of Passage and Total Reading Load:

	Base Test		Embedded Field Test Items
	Reading	Writing	Only One of the Following:
Passages	2 Single 1 Paired	2 Revising 2 Editing 1 ECR	1 Reading 1 Paired Reading 1 Revising 2 Short Editing
Total # of Questions (multiple choice and non-multiple choice)	26-28	17-19	6
Reading Load	Approx. 3,400 words max		Approx. 850 words max

2025 STAAR SE Analysis — Lowest Five Performance Snapshot for Region 13:

SE #	Student Expectation (SE)	Tested	Weight	% Correct
6.7C	Analyze plot elements, including rising action, climax, falling action, resolution, and non-linear elements such as flashback; and (R)	1	2%	39%
6.7B	Analyze how the characters' internal and external responses develop the plot; (R)	1	2%	46%
6.7D	Analyze how the setting, including historical and cultural settings, influences character and plot development. (S)	1	2%	47%
6.5E	Make connections to personal experiences, ideas in other texts, and society; (R)	5	11%	49%
6.10Bi	Develop drafts into a focused, structured, and coherent piece of writing by: organizing with purposeful structure, including an introduction, transitions, coherence within and across paragraphs, and a conclusion; and (R)	4	9%	50%

Data Source: ESC Region 13, All Students, English STAAR

RLA ECR Score Distribution (%)

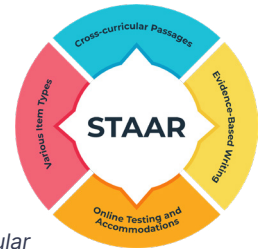
Score	0	1	2	3	4	5	6	7	8	9	10
%	22.94%	3.54%	7.41%	6.76%	8.77%	6.97%	9.67%	7.36%	8.79%	5.8%	12%

esc13.net/student-assessments/staar



STAAR 2025-2026 • Blueprint Breakdown, English & Spanish

Grade 7 RLA



Passage genres on all STAAR RLA assessments:

Literary: Fiction, Poetry, Drama, Literary Nonfiction | Non-literary: Informational, Correspondence, Argumentative, Persuasive

100% of the non-literary passages for these genres will cover topics from subject area TEKS up to and including grade 3. The majority of topics for these cross-curricular passages will come from social studies and science. The rest will come from fine arts, health, physical education, technology applications, and mathematics (personal financial literacy only).

STAAR Grade 7 RLA Blueprint:

Reporting Category	Standard #s		# of Questions	# of Points
	Readiness	Supporting		
1. Reading	13	17	26-28	28-30
2. Writing	9	8	17-19	26-28
3. Understanding/Analysis of Informational Texts	—	—	—	—
Total # of Standards on Test:	22	25		
Total % of Standards on Test:	47%	53%		

Questions per Number of Possible Points:

Question Type	# of Questions	% of Questions	# of Points	% of Points
1-Point Questions (multiple choice and non-multiple choice)	42	93.3%	42	75%
2-Point Questions (non-multiple choice)	2	4.5%	4	7.1%
Extended Constructed Response (ECR)	1	2.2%	10	17.9%
Total:	45	100%	56	100%

Questions per Type of Passage and Total Reading Load:

	Base Test		Embedded Field Test Items
	Reading	Writing	Only One of the Following:
Passages	2 Single 1 Paired	2 Revising 2 Editing 1 ECR	1 Reading 1 Paired Reading 1 Revising 2 Short Editing
Total # of Questions (multiple choice and non-multiple choice)	26-28	17-19	6
Reading Load	Approx. 3,650 words max		Approx. 900 words max

2025 STAAR SE Analysis — Lowest Five Performance Snapshot for Region 13:

SE #	Student Expectation (SE)	Tested	Weight	% Correct
7.5C	Make, correct, or confirm predictions using text features, characteristics of genre, and structures; (S)	1	2%	32%
7.9A	Explain the author's purpose and message within a text; (R)	1	2%	40%
7.6B	Write responses that demonstrate understanding of texts, including comparing sources within and across genres; (R)	1	2%	44%
7.5E	Make connections to personal experiences, ideas in other texts, and society; (R)	4	9%	50%
7.9G	Explain the purpose of rhetorical devices such as direct address and rhetorical questions and logical fallacies such as loaded language and sweeping generalizations. (S)	1	2%	53%

Data Source: ESC Region 13, All Students, English STAAR

RLA ECR Score Distribution (%)

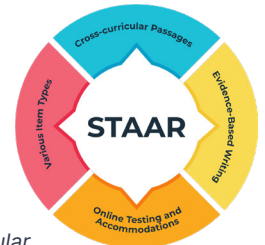
Score	0	1	2	3	4	5	6	7	8	9	10
%	29.76%	5.23%	7.36%	5.3%	8.57%	6.69%	8.56%	9.49%	6.78%	5.73%	6.54%

esc13.net/student-assessments/staar



STAAR 2025-2026 • Blueprint Breakdown, English & Spanish

Grade 8 RLA



Passage genres on all STAAR RLA assessments:

Literary: Fiction, Poetry, Drama, Literary Nonfiction | Non-literary: Informational, Correspondence, Argumentative, Persuasive

100% of the non-literary passages for these genres will cover topics from subject area TEKS up to and including grade 3. The majority of topics for these cross-curricular passages will come from social studies and science. The rest will come from fine arts, health, physical education, technology applications, and mathematics (personal financial literacy only).

STAAR Grade 8 RLA Blueprint:

Reporting Category	Standard #s		# of Questions	# of Points
	Readiness	Supporting		
1. Reading	13	17	26-28	28-30
2. Writing	9	6	17-19	26-28
3. Understanding/Analysis of Informational Texts	—	—	—	—
Total # of Standards on Test:	22	23		
Total % of Standards on Test:	49%	51%		

Questions per Number of Possible Points:

Question Type	# of Questions	% of Questions	# of Points	% of Points
1-Point Questions (multiple choice and non-multiple choice)	42	93.3%	42	75%
2-Point Questions (non-multiple choice)	2	4.5%	4	7.1%
Extended Constructed Response (ECR)	1	2.2%	10	17.9%
Total:	45	100%	56	100%

Questions per Type of Passage and Total Reading Load:

	Base Test		Embedded Field Test Items
	Reading	Writing	Only One of the Following:
Passages	2 Single 1 Paired	2 Revising 2 Editing 1 ECR	1 Reading 1 Paired Reading 1 Revising 2 Short Editing
Total # of Questions (multiple choice and non-multiple choice)	26-28	17-19	6
Reading Load	Approx. 3,800 words max		Approx. 950 words max

2025 STAAR SE Analysis — Lowest Five Performance Snapshot for Region 13:

SE #	Student Expectation (SE)	Tested	Weight	% Correct
8.6D	Paraphrase and summarize texts in ways that maintain meaning and logical order; (R)	2	4%	25%
8.9B	Analyze how the use of text structure contributes to the author's purpose; (S)	1	2%	36%
8.7C	Analyze non-linear plot development such as flashbacks, foreshadowing, subplots, and parallel plot structures and compare it to linear plot development; and (R)	1	2%	37%
8.8Dii	Analyze characteristics and structural elements of informational text, including: features such as footnotes, endnotes, and citations; and (S)	1	2%	40%
8.10Dvi	Edit drafts using standard English conventions, including: punctuation, including commas in nonrestrictive phrases and clauses, semicolons, colons, and parentheses; and (S)	2	4%	45%

Data Source: ESC Region 13, All Students, English STAAR

RLA ECR Score Distribution (%)

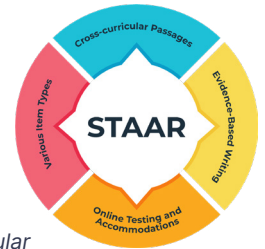
Score	0	1	2	3	4	5	6	7	8	9	10
%	20.37%	3.59%	3.64%	2.63%	4.95%	4.58%	6.7%	7.79%	13.85%	12.14%	19.75%

esc13.net/student-assessments/staar



STAAR 2025-2026 • Blueprint Breakdown, English & Spanish

English I



Passage genres on all STAAR RLA assessments:

Literary: Fiction, Poetry, Drama, Literary Nonfiction | Non-literary: Informational, Correspondence, Argumentative, Persuasive

100% of the non-literary passages for these genres will cover topics from subject area TEKS up to and including grade 3. The majority of topics for these cross-curricular passages will come from social studies and science. The rest will come from fine arts, health, physical education, technology applications, and mathematics (personal financial literacy only).

STAAR English I Blueprint:

Reporting Category	Standard #s		# of Questions	# of Points
	Readiness	Supporting		
1. Reading	14	15	29-31	32-34
2. Writing	7	7	21-23	30-32
Total # of Standards on Test:	21	22		
Total % of Standards on Test:	49%	51%		

Questions per Number of Possible Points:

Question Type	# of Questions	% of Questions	# of Points	% of Points
1-Point Questions (multiple choice and non-multiple choice)	48	92%	48	75%
2-Point Questions (non-multiple choice)	3	6%	6	9%
Extended Constructed Response (ECR)	1	2%	10	16%
Total:	52	100%	64	100%

Questions per Type of Passage and Total Reading Load:

	Base Test		Embedded Field Test Items
	Reading	Writing	Only One of the Following:
Passages	2 Single 1 Paired	2 Revising 2 Editing 1 ECR	1 Reading 1 Paired Reading 1 Revising 2 Short Editing
Total # of Questions (multiple choice and non-multiple choice)	29-31	21-23	13
Reading Load	Approx. 6,000 words max		Approx. 1,950 words max

2025 STAAR SE Analysis — Lowest Five Performance Snapshot for Region 13:

SE #	Student Expectation (SE)	Tested	Weight	% Correct
E1.9Div	Edit drafts using standard English conventions, including: correct capitalization; (S)	1	2%	39%
E1.4H	Synthesize information from two texts to create new understanding; and (R)	4	8%	41%
E1.5D	Paraphrase and summarize texts in ways that maintain meaning and logical order; (R)	1	2%	42%
E1.6A	Analyze how themes are developed through characterization and plot in a variety of literary texts; (S)	1	2%	43%
E1.6D	Analyze how the setting influences the theme. (S)	1	2%	43%

Data Source: ESC Region 13, All Students, English STAAR

RLA ECR Score Distribution (%)

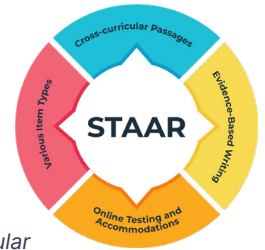
Score	0	1	2	3	4	5	6	7	8	9	10
%	30.99%	2.04%	3.11%	2%	6%	5.4%	6.86%	8.35%	12.4%	9.43%	13.42%

esc13.net/student-assessments/staar



STAAR 2025-2026 • Blueprint Breakdown, English & Spanish

English II



Passage genres on all STAAR RLA assessments:

Literary: Fiction, Poetry, Drama, Literary Nonfiction | Non-literary: Informational, Correspondence, Argumentative, Persuasive

100% of the non-literary passages for these genres will cover topics from subject area TEKS up to and including grade 3. The majority of topics for these cross-curricular passages will come from social studies and science. The rest will come from fine arts, health, physical education, technology applications, and mathematics (personal financial literacy only).

STAAR English I Blueprint:

Reporting Category	Standard #s		# of Questions	# of Points
	Readiness	Supporting		
1. Reading	14	15	29-31	32-34
2. Writing	7	7	21-23	30-32
Total # of Standards on Test:	21	22		
Total % of Standards on Test:	49%	51%		

Questions per Number of Possible Points:

Question Type	# of Questions	% of Questions	# of Points	% of Points
1-Point Questions (multiple choice and non-multiple choice)	48	92%	48	75%
2-Point Questions (non-multiple choice)	3	6%	6	9%
Extended Constructed Response (ECR)	1	2%	10	16%
Total:	52	100%	64	100%

Questions per Type of Passage and Total Reading Load:

	Base Test		Embedded Field Test Items
	Reading	Writing	Only One of the Following:
Passages	2 Single 1 Paired	2 Revising 2 Editing 1 ECR	1 Reading 1 Paired Reading 1 Revising 2 Short Editing
Total # of Questions (multiple choice and non-multiple choice)	29-31	21-23	13
Reading Load	Approx. 6,000 words max		Approx. 1,950 words max

2025 STAAR SE Analysis — Lowest Five Performance Snapshot for Region 13:

SE #	Student Expectation (SE)	Tested	Weight	% Correct
E2.4H	Synthesize information from multiple texts to create new understanding; and (R)	4	8%	41%
E2.2B	Analyze context to distinguish among denotative, connotative, and figurative meanings of words; and (R)	1	2%	44%
E2.8G	Analyze the purpose of rhetorical devices such as appeals, antithesis, parallelism, and shifts and the effects of logical fallacies. (S)	1	2%	46%
E2.7Eii	Analyze characteristics and structural elements of argumentative texts such as: various types of evidence and treatment of counterarguments, including concessions and rebuttals; and (R)	1	2%	48%
E2.4F	Make inferences and use evidence to support understanding; (R)	1	2%	49%

RLA ECR Score Distribution (%)

Score	0	1	2	3	4	5	6	7	8	9	10
%	34.97%	2.43%	3.73%	3.2%	6.01%	4.83%	5.74%	7.67%	15.05%	8.89%	7.48%

esc13.net/student-assessments/staar

